

## Ski the Glade Trail Day



**March 1, 2014 (Saturday)** On the first Saturday of March, by special permit from the Mt. Hood National Forest, the Glade Trail is opened and groomed for this living history event. This full-day event is a chance to experience a historical way of skiing on Mt. Hood.

Skiers are shuttled to Timberline Lodge by bus, escorted down the 3.0 mile trail to Government Camp by local guides and the Mt. Hood Ski Patrol. Lunch, Apres ski party and prizes are included in this unique fund-raiser benefitting the Mt. Hood Museum.

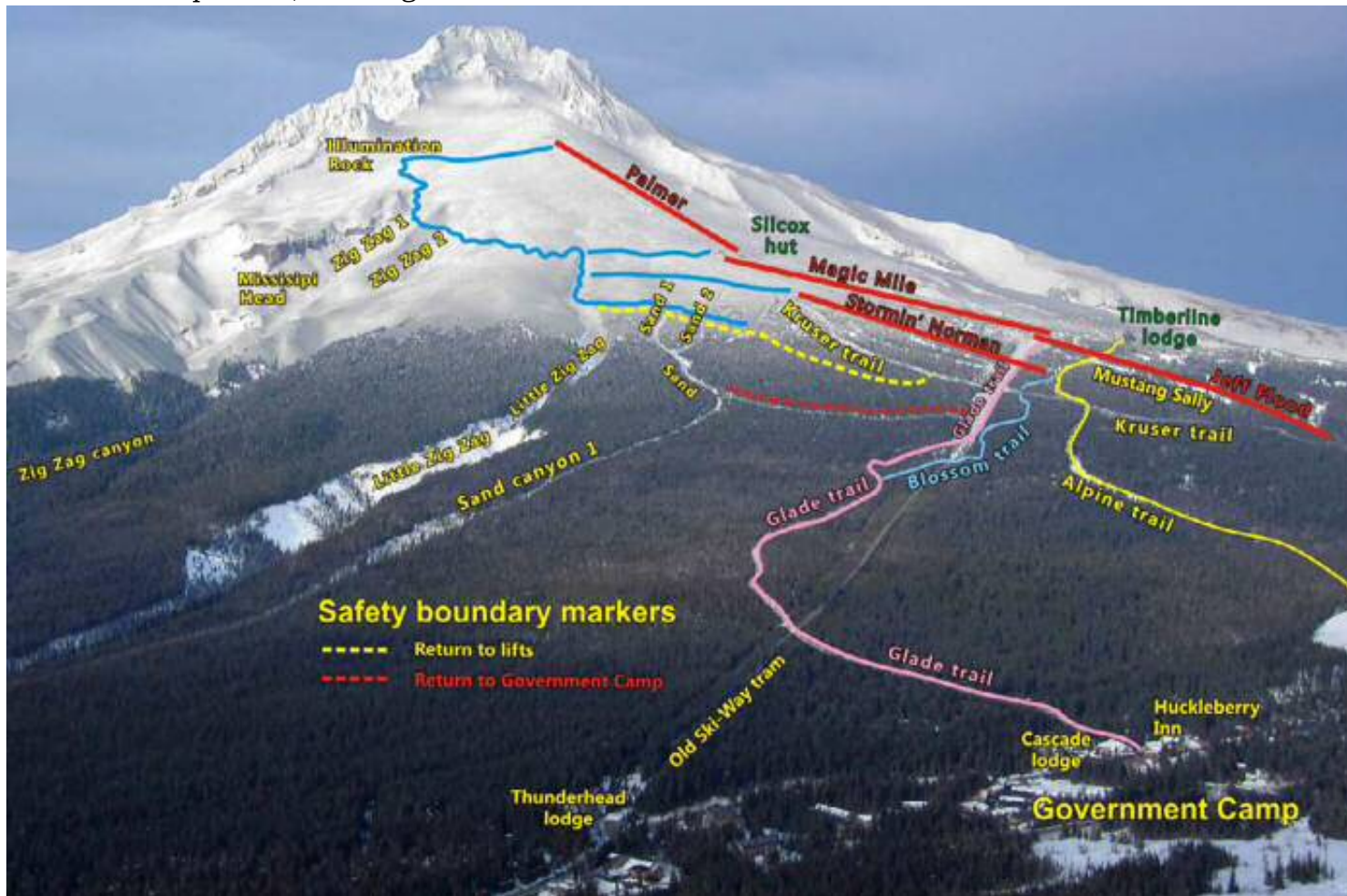
This is the only day in the year that the Glade Trail is groomed and patrolled, and the only time that uphill transportation is provided. If the snow is good and you like powder skiing, there are several sections where you can ski the ungroomed snow on the side of the trail. And if you are adventurous enough, you can try following the small blue rectangles marking the Blossom Trail, which meanders through the trees more or less paralleling the Glade Trail until they eventually merge and end up in the same place in Government Camp.

The shuttles will pick people up at two locations: At the bottom of the Glade trail, and also at the Mt. Hood Museum. Shuttles will run from 9:00 AM to 4:00 PM allowing ticket holders to make several trail runs. The events of the day are recounted at the Apres ski wine party, where prizes are awarded. Wearing vintage ski clothing is encouraged. Purchased at the Museum in Government Camp, or call **503-272-3301**. Visa is accepted.

The event is possible through the support of Timberline Lodge, Luxury Accommodations, Valians Ski Shop and Mt. Hood Ski Patrol.

Participation is limited to **75 skiers**. Tickets are **\$100.00** per person. Members of Mt. Hood Cultural Center & Museum receive 10% discount. For more info, contact Lloyd Musser at **503-367-3946**.

See more useful info and maps in our [February 2011 issue of Lift Lines #122](#), pages 6 - 10. Or take a look at the map below, showing several skiable trails on Mt. Hood.

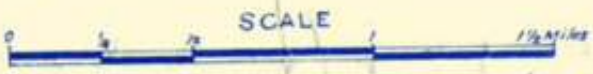






# MOUNT HOOD NATIONAL FOREST

- LEGEND**
- ROAD OPEN FOR AUTOS
  - ROAD CLOSED IN WINTER
  - SKI TRAILS
  - FIRST AID EQUIPMENT
  - COMFORT STATION
  - WARNING-SKIERS GET LOST



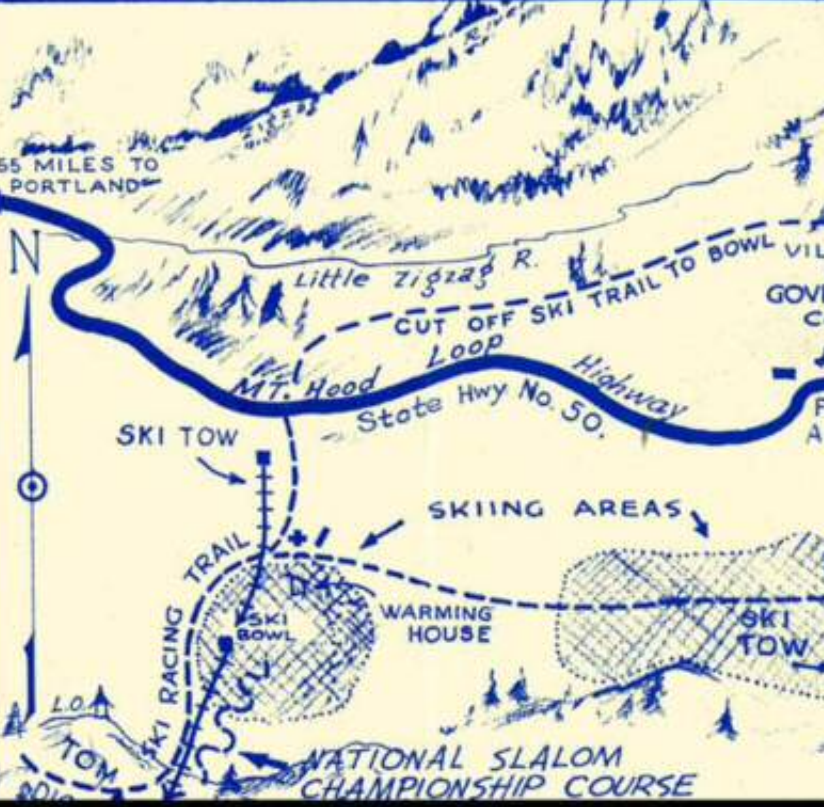
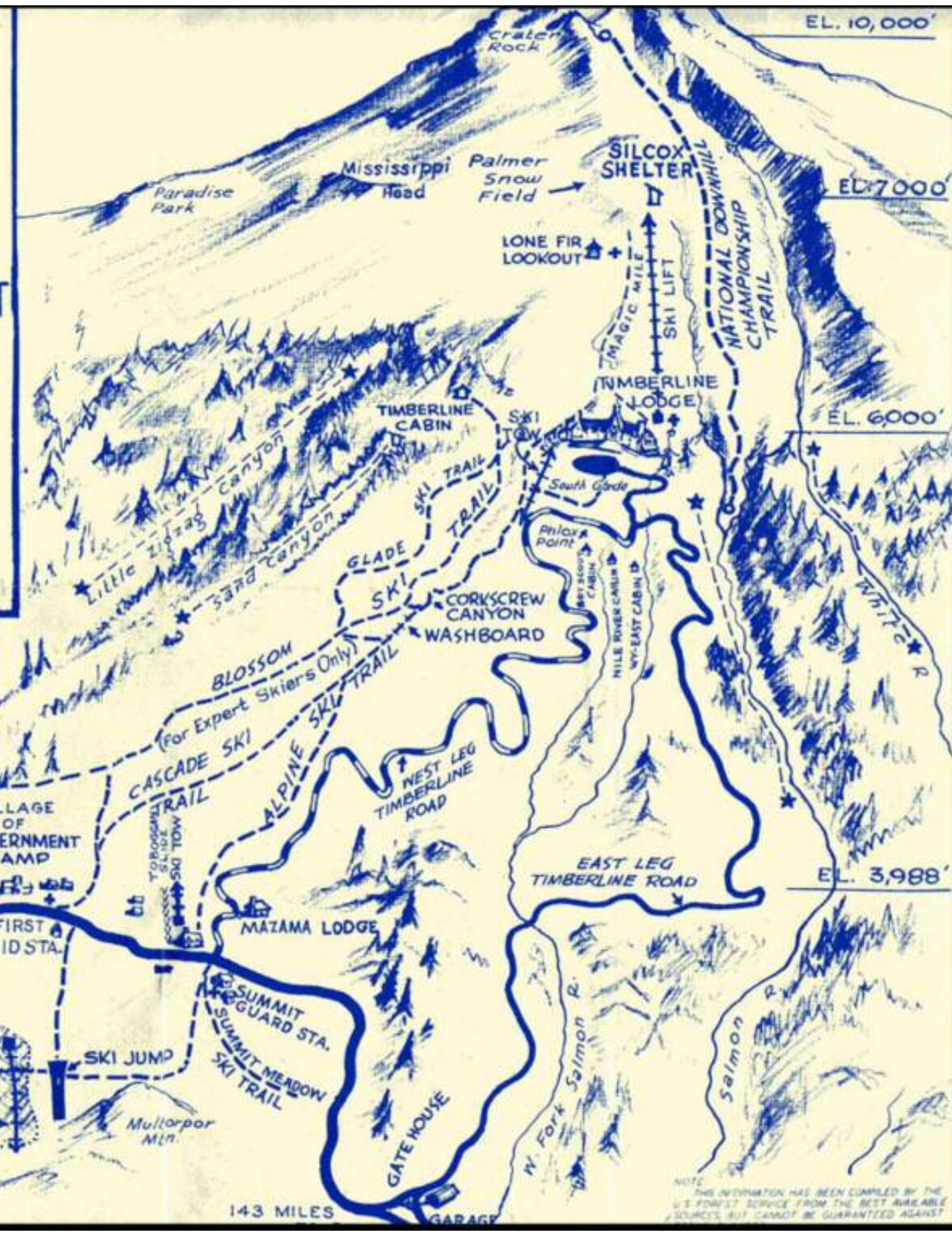
EL. 10,000'

EL. 7,000'

EL. 6,000'

EL. 3,988'

55 MILES TO PORTLAND



143 MILES

NOTE: THE INFORMATION HAS BEEN COMPILED BY THE U.S. FOREST SERVICE FROM THE BEST AVAILABLE SOURCES, BUT CANNOT BE GUARANTEED AGAINST